

PowerTech™ 6125H Diesel Engine for Generator Set Applications

RATINGS

Prime Power	Standby Power
402 hp (300 kW)	442 hp (330 kW)
439 hp (327 kW)	483 hp (360 kW)
512 hp (382 kW)	617 hp (460 kW)
512 hp (382 kW)	563 hp (420 kW)


PRIME POWER is the nominal power an engine is capable of delivering with a variable load for an unlimited number of hours per year. This rating conforms to ISO 3046 and SAE J1995.

STANDBY POWER is the nominal engine power available at varying load factors for up to 500 hours per year. This rating conforms to ISO 3046 and SAE J1995. The calculated generator set rating range for standby applications is based on minimum engine power (nominal -5%) to provide 100% meet-or-exceed performance for assembled standby generator sets.

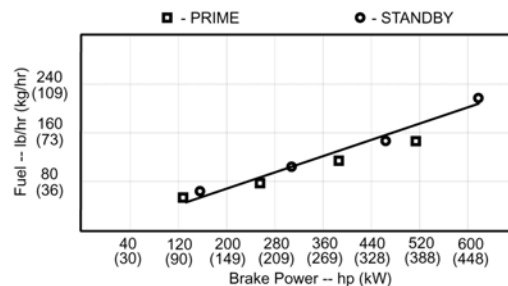
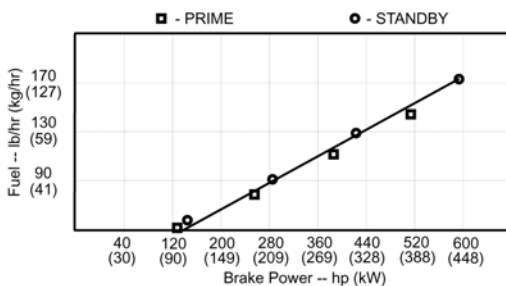
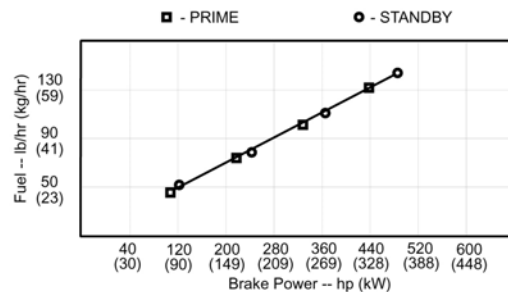
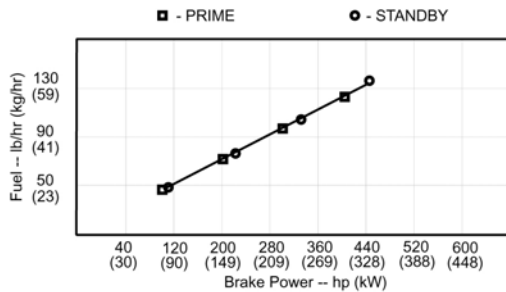
TIER 2 EMISSION CERTIFICATIONS: CARB and EPA

PERFORMANCE DATA

RPM (Hz)	Generator Efficiency %	Fan Power hp kW	Power Factor	Calculated Gen Set output			
				Prime		Standby	
				kWe	kVa	kWe	kVa
1800 (60)	88-92	22 16.4	0.8	249-261	312-326	276-288	345-361
1800 (60)	88-92	24 17.9	0.8	272-285	340-356	301-315	376-394
1800 (60)	88-92	30.8 23	0.8	318-332	397-415	385-402	481-503
1800 (60)	88-92	28 20.9	0.8	318-332	397-415	351-367	439-459



POWER AT 1800 RPM (60 Hz)



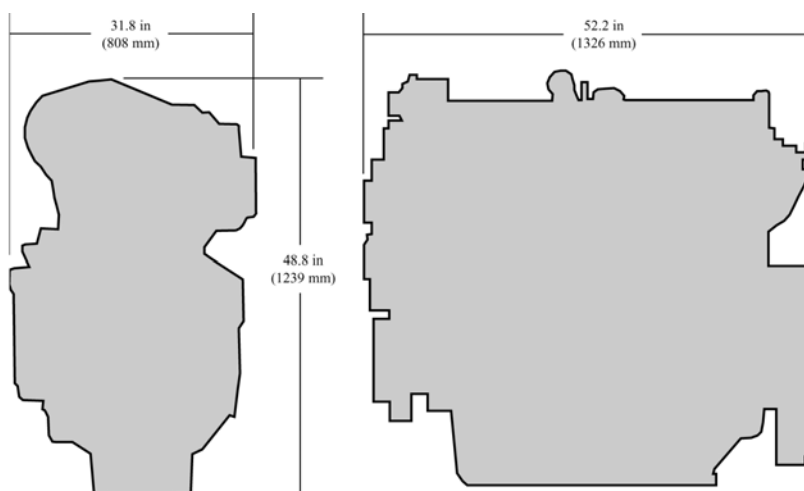
Photographs may show non-standard equipment

PowerTech™
6125H Diesel Engine
for Generator Set Applications

GENERAL DATA

Model	6125H	Aspiration	Turbocharged
Number of Cylinders	6	Charge Air Cooling System	Air-to-Air
Displacement - L (cu.in)	12.5 (763)	Length - in. (mm)	52.2 (1326)
Bore and Stroke - in. (mm)	5.00 x 6.50 (127 x 165)	Width - in. (mm)	31.8 (808)
Compression Ratio	17:1	Height - in. (mm)	48.8 (1239)
Engine Type	In-line, 4-Cycle	Weight - lb. (kg)	2657 (1205)

DIMENSIONS



FEATURES AND BENEFITS

Replaceable, Directed Top-Liner Cooling

- Reduces upper liner temperature by as much as 100 degrees Fahrenheit (38 degrees Celsius)
- Durable and reliable power cylinder components
- Hardened and precision machined for long life
- Rebuild to original specifications

Articulated Piston

- High strength steel crown with aluminum skirt to handle high horsepower

4 Valves per Cylinder

- Overhead camshaft and 4 valves per cylinder reduces valve train parts and improves performance

Easy to Apply, Easy to Install

- Front and rear engine mounting pads on the side of the block facilitates installations
- Either side service for filters and service points facilitates packaging
- All connection points in common locations make it easy to install or package
- Auxiliary drive rated up to 80 hp (57 kW) intermittent for powering ancillary equipment
- Adjustable fan drive with multiple fan ratios with automatic belt tensioner

Rugged Cast Iron Engine Block

- Deep skirted design provides added strength and reduced noise

Compact Size

- High mount or low mount turbocharger position to meet packaging requirements
- Narrow design and low profile arrangement contribute to compact packaging

World-class performance

- Excellent fuel economy and low oil consumption

Fuel System Controls

- Electronically controlled unit injectors provide precise fuel delivery with variable timing resulting in excellent fuel economy and excellent performance
- 3-5% Droop Governing
- 12V or 24V Electric Shutoff
- Self diagnostics and protection

Emissions

- EPA Tier II Certified

Specifications and design subject to change without notice



John Deere Power Systems
 3801 W. Ridgeway Ave.
 PO Box 5100
 Waterloo, IA 50704-5100
 Phone (800) 533-6446
 Fax (319) 292-5075

John Deere Power Systems
 Usine de Saran
 La Foulonnerie - B.P. 11013
 45401 Fleury-les-Aubrais Cedex-France
 Phone (33) 2 38 82 61 19
 Fax (33) 2 38 82 60 00