

PowerTech™ **6081H** Diesel Engine for Generator Set Applications

RATINGS


Prime Power at 1800 rpm (60 Hz) 353 hp (263 kW)
Standby Power at 1800 rpm (60 Hz) 413 hp (308 kW)

PRIME POWER is the nominal power an engine is capable of delivering with a variable load for an unlimited number of hours per year. This rating conforms to ISO 3046 and SAE J1995. STANDBY POWER is the nominal engine power available at varying load factors for up to 500 hours per year. This rating conforms to ISO 3046 and SAE J1995. The calculated generator set rating range for standby applications is based on minimum engine power (nominal -5%) to provide 100% meet-or-exceed performance for assembled standby generator sets.


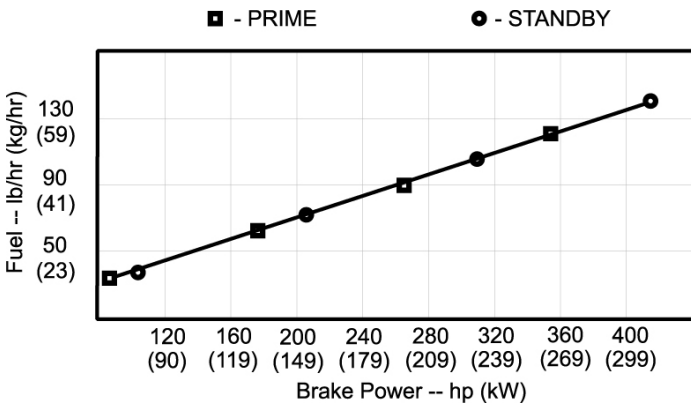
TIER 2 EMISSION CERTIFICATIONS: CARB and EPA

PERFORMANCE DATA

RPM (Hz)	Generator Efficiency %	Fan Power		Power Factor	Calculated Gen Set output			
		hp	kW		Prime		Standby	
					kWe	kVa	kWe	kVa
1800 (60)	88-92	20.5	15.3	0.8	218-228	273-285	258-269	322-336



POWER AT 1800 RPM (60 Hz)

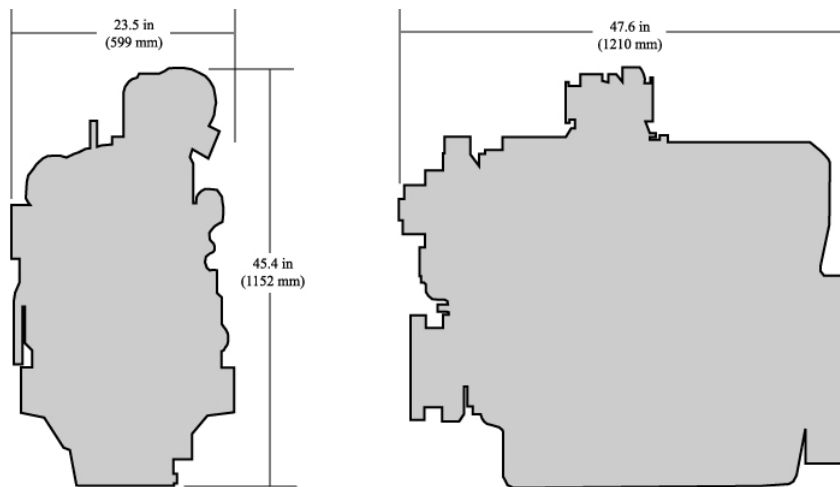


PowerTech™
6081H Diesel Engine
 for Generator Set Applications

GENERAL DATA

Model	6081HF070	Aspiration	Air-to-Air
Number of Cylinders	6	Length - in. (mm)	47.6 (1210)
Displacement - L (cu.in)	8.1 (496)	Width - in. (mm)	23.5 (599)
Bore and Stroke - in. (mm)	4.56 x 5.06 (116 x 129)	Height - in. (mm)	45.4 (1152)
Compression Ratio	15.7:1	Weight - lb (kg)	1711 (776)
Engine Type	In-line, 4-Cycle		

DIMENSIONS



FEATURES AND BENEFITS

Directed Top-Liner Cooling

- Directing coolant to upper end of the liner reduces liner temperatures by up to 100 degrees F (54 degrees C), improving power cylinder durability and head gasket life, and reducing oil consumption and emissions

SAE J1939 Standard Communication Link

- Industry standard, which provides an interface with vehicle systems, like the transmission, hydraulics and various accessory drives minimizing machine complexity and reducing vehicle total installed cost

John Deere Electronic Controls

- John Deere electronically controlled fuel systems monitor critical engine functions and either derates or shuts down (override capability provided) an engine to prevent costly engine repairs
- Built-in controls eliminate need for costly add-on engine warning/shutdown systems and associated devices
- Service diagnostics and error codes automatically stored for later retrieval, increasing machine uptime
- Performance connector part of engine wiring harness which allows for programming of multiple power curves and droop or isochronous governor regulation

Either-side service

- Combination oil fill/dipstick available on either side of the engine, greatly simplifying engine installation

Gear auxiliary drive

- Left hand gear auxiliary drive available which provides up to 60 hp (45 kW), intermittent

Self-adjusting poly-vee fan drive

- Self-adjusting, eight-groove, poly-vee fan drive provides multiple fan drive ratios and fan heights that can be matched to specific application requirements
- Poly-vee design provides more than twice the drive capacity of comparable vee-belts

Additional Features

- 8.1 engine includes gear-driven water pump, improved accessory mounting, gear-driven auxiliary drive, self-adjusting poly-vee fan drive, air compressors, and high-mount A/C compressor options

Optional Rear PTO

- Rear PTO is an integral part of the flywheel housing and provides a means for driving medium/large hydraulic pump(s), and air compressors
- Available in SAE #1 or SAE #2 flywheel-housing configuration for dry applications
- 1.3:1 output ratio allows the use of smaller, higher speed hydraulic pumps
- Gear train, pump drives, and flanged output drive are capable of up to 300 hp/224 kW (750 ft-lbs/1018 N.m torque) on an intermittent basis
- Right-hand side pad standard with optional left-hand side pad
- Standard SAE "C" and optional "B", "D" mounting points and flange output drives

Specifications and design subject to change without notice



John Deere Power Systems
 3801 W. Ridgeway Ave.
 PO Box 5100
 Waterloo, IA 50704-5100
 Phone (800) 533-6446
 Fax (319) 292-5075

John Deere Power Systems
 Usine de Saran
 La Foulonnerie - B.P. 11013
 45401 Fleury-les-Aubrais Cedex-France
 Phone (33) 2 38 82 61 19
 Fax (33) 2 38 82 60 00