



JOHN DEERE

PowerTech™ **6068T Diesel Engine Specifications**

PERFORMANCE DATA

Rated Power


Intermittent	170 hp (127 kW) @ 2500 rpm
Continuous	153 hp (114 kW) @ 2500 rpm

Peak Torque

Intermittent	447 lb-ft (606 N.m) @ 1200 rpm
--------------	--------------------------------


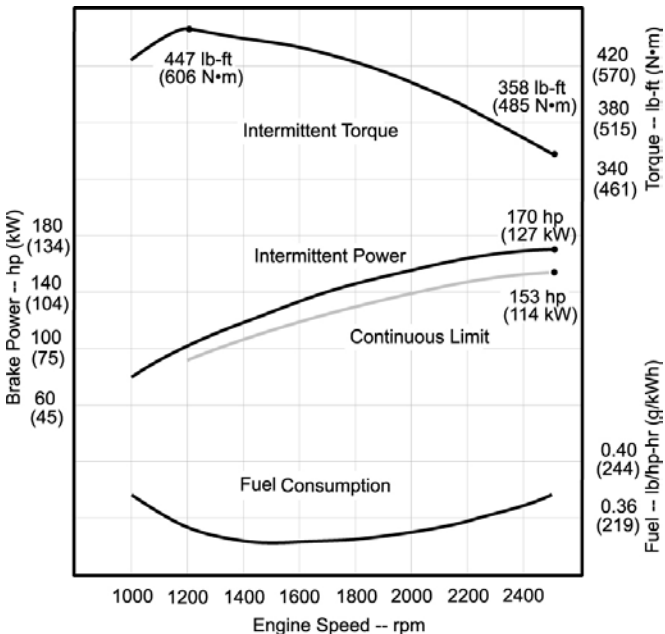
Fuel Economy

BSFC	0.377 lb/hp-hr (230 g/kWh) @ 2500 rpm
------	---------------------------------------



RATED BHP is the power rating for variable speed and load applications where full power is required intermittently. CONTINUOUS BHP is the power rating for applications operating under a constant load and speed for long periods of time. POWER OUTPUT is within + or - 5% at standard SAE J 1995 and ISO 3046. EMISSION CERTIFICATIONS: CARB, EPA, and EU.

PERFORMANCE CURVE



Photographs may show non-standard equipment

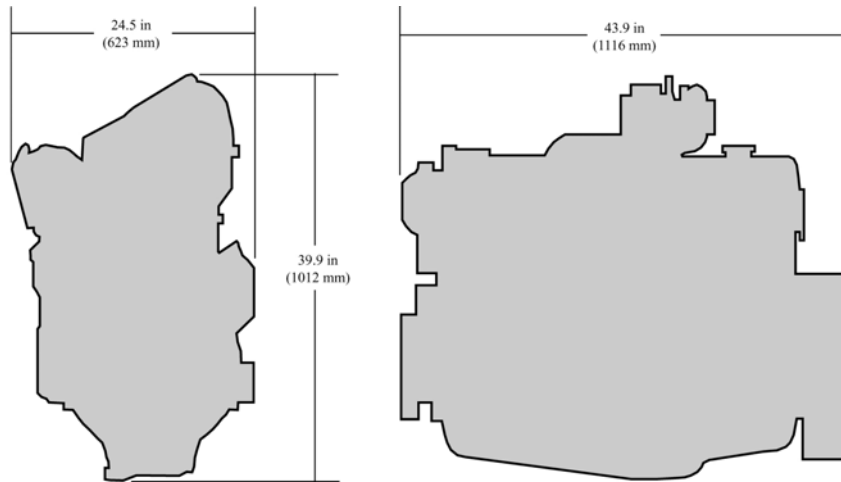


PowerTech™
6068T Diesel Engine
Specifications

GENERAL DATA

Model	6068TF150	Aspiration	Turbocharged
Number of Cylinders	6	Length - in. (mm)	43.9 (1116)
Displacement - L (cu.in)	6.8 (414)	Width - in. (mm)	24.5 (623)
Bore and Stroke - in. (mm)	4.19 x 5.00 (106 x 127)	Height - in. (mm)	39.9 (1012)
Compression Ratio	17.0:1	Weight (Dry) - lb. (kg)	1212 (551)
Engine Type	In-line, 4-cycle		

DIMENSIONS



FEATURES AND BENEFITS

Dynamically Balanced Crankshaft

- Crankshafts are machined from a heat-treated, high carbon steel forging

Forged-Steel Connecting Rods

- Unique 45-degree design permits use of larger crankshaft connecting-rod bearings for increased durability

Self-adjusting Poly-vee Fan Drive

- Self-adjusting, eight-groove, poly-vee fan drive provides multiple fan drive ratios and fan heights that can be matched to specific application requirements
- Poly-vee design provides more than twice the drive capacity of comparable vee-belts

Replaceable Wet-Type Cylinder Liners

- Provides excellent heat dissipation
- Precision machined for long life

Either-Side Service

- Engine installation and maintenance simplified and convenient by providing dipstick and oil filter options on both sides of the engine

Standard Gear Auxiliary Drive

- Standard gear auxiliary drive produces up to 50 hp (37 kW) for gear-driven accessories

Mounting Points

- Standard front and side mounting points provide easy installation and application flexibility

Specifications and design subject to change without notice



John Deere Power Systems
3801 W. Ridgeway Ave.
PO Box 5100
Waterloo, IA 50704-5100
Phone (800) 533-6446
Fax (319) 292-5075

John Deere Power Systems
Usine de Saran
La Foulonnerie - B.P. 11013
45401 Fleury-les-Aubrais Cedex-France
Phone (33) 2 38 82 61 19
Fax (33) 2 38 82 60 00