

# PowerTech™ 5030T Diesel Engine Specifications

## PERFORMANCE DATA

### Rated Power


Intermittent 75 hp (56 kW) @ 2800 rpm  
 Continuous 64 hp (47.8 kW) @ 2800 rpm

### Peak Torque

Intermittent 195 lb-ft (264 N.m) @ 1500 rpm

### Fuel Economy

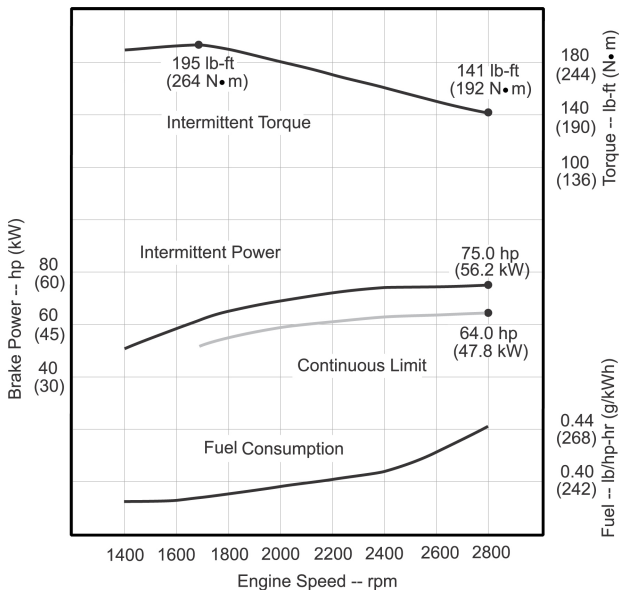
BSFC 0.432 lb/hp-hr (263 g/kWh) @ 2800 rpm



RATED BHP is the power rating for variable speed and load applications where full power is required intermittently. CONTINUOUS BHP is the power rating for applications operating under a constant load and speed for long periods of time. HEAVY DUTY - see application ratings/definitions, engine performance curves. POWER OUTPUT is within + or - 5% at standard SAE J 1995 and ISO 3046.

TIER 2 EMISSION CERTIFICATIONS: CARB, EPA, and EU

## PERFORMANCE CURVE

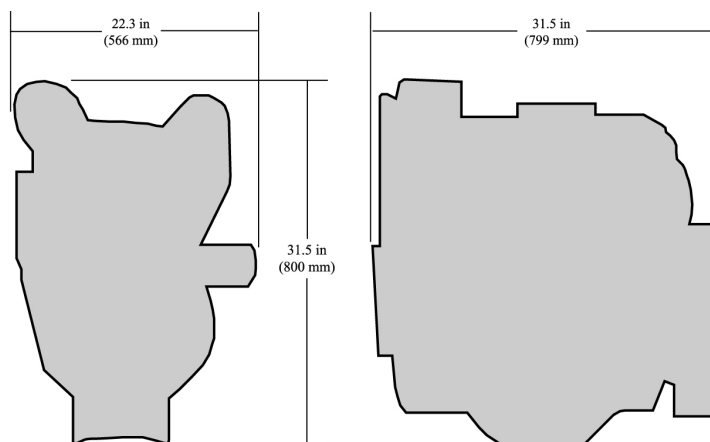


Photographs may show non-standard equipment

## GENERAL DATA

Model	5030TF270	Aspiration	Turbocharged
Number of Cylinders	5	Length--in. (mm)	31.5 (799)
Displacement--L (cu.in)	186 (3.05)	Width--in. (mm)	22.3 (566)
Bore and Stroke--in. (mm)	3.4 x 4.1 (86 x 105)	Height--in. (mm)	31.5 (800)
Compression Ratio	18.2: 1	Weight, dry--lb (kg)	633 (287)
Engine Type	In-line, 4-Cycle		

## DIMENSIONS



## FEATURES AND BENEFITS

### Optimized Gear Train

- Front gear train of two high-contact-ratio gears mounted to the block
- Impressive low noise characteristics

### Poly-vee Front Drive

- Automatic belt-tensioner and 6 rib poly-vee drive belt minimize maintenance and increase belt durability

### Independent Fan Drive

- Fan drive operates independently of water pump and is available in two heights to adapt to enclosures
- Fan drive ratios above and below 1:1 are available to match specific application requirements

### Hydraulic Valve Lifters

- Automatic adjustment eliminates the need for valve-lash adjustment, contributes to lower noise levels in the valve train
- Lower operating costs

### Multiple-Function Component Integration

- Timing gear cover includes water pump housing, oil pump housing, governor housing, and sensors
- Rocker arm cover includes intake manifold
- Integration results in higher quality, easier service, and reliability

### Independent Water Pump

- Durable cast-iron water pump resists corrosion and pitting for increased wear life

### Smooth Engine Operation

- Offers smooth engine operation without balancing
- Decreased vibration reduces operator fatigue and need for instrument and control isolation

### Starting Aids

- Quick acting glow plugs are standard equipment and provide exceptional cold weather starting at temperatures as low as -15 degrees Fahrenheit

- Optional block heater is available

### Innovative Fuel System

- Contributes to cost effectiveness and clean design
- Mechanically governed unit pumps mounted inside the block eliminate external high-pressure lines, minimize leak paths and reduce noise level

*Specifications and design subject to change without notice*



John Deere Power Systems  
3801 W. Ridgeway Ave.  
PO Box 5100  
Waterloo, IA 50704-5100  
Phone (800) 533-6446  
Fax (319) 292-5075

John Deere Power Systems  
Usine de Saran  
B.P. 11013  
F-45401 Fleury les Aubrais Cedex  
France  
Phone (33) 2 38 82 61 19  
Fax (33) 2 38 82 60 00