



# JOHN DEERE

## PowerTech™ **4024T Diesel Engine** for Generator Set Applications


### RATINGS

Prime Power at 1800 rpm (60 Hz)                      43 hp (32 kW)  
 Standby Power at 1800 rpm (60 Hz)                    48 hp (36 kW)

PRIME POWER is the nominal power an engine is capable of delivering with a variable load for an unlimited number of hours per year. This rating conforms to ISO 3046 and SAE J1995.

STANDBY POWER is the nominal engine power available at varying load factors for up to 500 hours per year. This rating conforms to ISO 3046 and SAE J1995. The calculated generator set rating range for standby applications is based on minimum engine power (nominal -5%) to provide 100% meet-or-exceed performance for assembled standby generator sets.

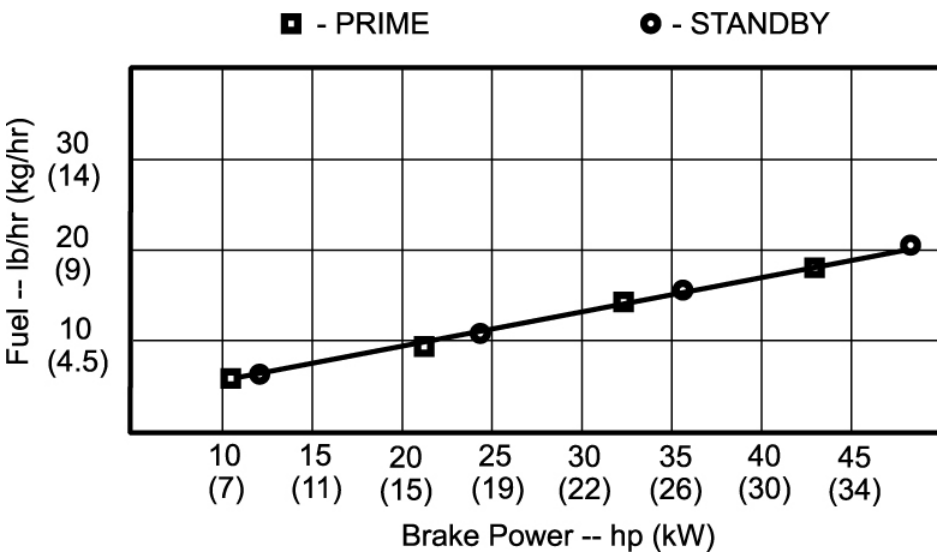
TIER 2 EMISSION CERTIFICATIONS: CARB and EPA



### PERFORMANCE DATA

RPM (Hz)	Generator Efficiency %	Fan Power		Power Factor	Calculated Gen Set output			
		hp	kW		Prime		Standby	
					kWe	kVA	kWe	kVA
1800 (60)	87	2.1	1.6	0.8	27	33.8	30	37.5

### POWER AT 1800 rpm (60 Hz)



Photographs may show non-standard equipment

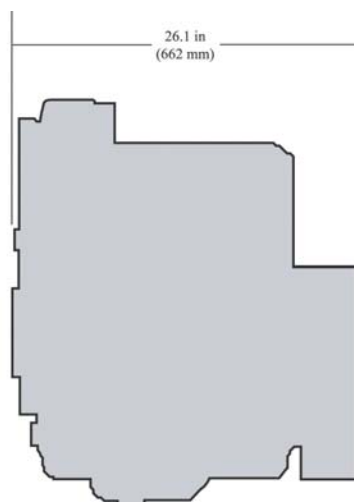
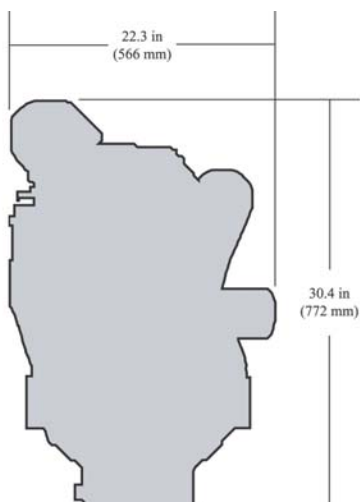


# PowerTech™ 4024T Diesel Engine for Generator Set Applications

## GENERAL DATA

Model	4024TF270	Aspiration	Turbocharged
Number of Cylinders	4	Length--in. (mm)	26.1 (662)
Displacement--L (cu.in.)	2.44 (149)	Width--in. (mm)	22.3 (566)
Bore and Stroke--in. (mm)	3.40 x 4.10 (86 x 105)	Height--in. (mm)	30.4 (772)
Compression Ratio	18.0 : 1	Weight, dry--lb (kg)	553.4 (251)
Engine Type	In-line, 4-Cycle		

## DIMENSIONS



## FEATURES AND BENEFITS

### Optimized Gear Train

- Front gear train of two high-contact-ratio gears mounted to the block
- Impressive low noise characteristics

### Smooth Engine Operation

- Automatic belt-tensioner and six rib poly-vee drive belt minimize maintenance and increases belt durability

### Independent Fan Drive

- Fan drive operates independently of water pump and is available in two heights to adapt to enclosures
- Fan drive ratios above and below 1:1 are available to match specific application requirements

### Hydraulic Valve Lifters

- Automatic adjustment eliminates the need for valve-lash adjustment, contributes to lower noise levels in the valve train
- Lowers operating costs

### Multiple-Function Component Integration

- Timing gear cover includes water pump housing, oil pump housing, governor housing and sensors
- Rocker arm cover includes intake manifold
- Integration results in higher quality, easier service, and reliability

### Independent Water Pump

- Durable cast-iron water pump resists corrosion and pitting for increased wear life

### Smooth Engine Operation

- Optional balancer shafts located inside the engine block with two bearings per shaft
- Decreased vibration reduces operator fatigue and need for instrument and control isolation

### Starting Aids

- Quick acting glow plugs are standard equipment and provide exceptional cold weather starting at temperatures as low as -15 degree Fahrenheit
- Optional block heater is available

### Innovative Fuel Systems

- Contributes to cost effectiveness and clean design
- Mechanically governed unit pumps mounted inside the block eliminate external high-pressure lines, minimize leak paths and reduce noise level
- The electronic controller is standard equipment and provides isochronous governing, engine stop/start and superior generator set performance

*Specifications and design subject to change without notice*



John Deere Power Systems  
3801 W. Ridgeway Ave.  
PO Box 5100  
Waterloo, IA 50704-5100  
Phone (800) 533-6446  
Fax (319) 292-5075

John Deere Power Systems  
Usine de Saran  
B.P. 11013  
F-45401 Fleury les Aubrais Cedex  
France  
Phone (33) 2 38 82 61 19  
Fax (33) 2 38 82 60 00